



**THE WATERPROOFING SYSTEM OF CHOICE
FOR YOUR LARGEST INVESTMENT**

HYDRAWAY RESIDENTIAL WATERPROOFING

Need to protect your home from unwanted water? We can help.

Hydraway residential solutions protect your investment through advanced waterproofing systems using the latest technology. Whether moving water away from your basement or crawlspace, or channeling it away from your yard or retaining walls, our systems have been a leading solution for residential waterproofing for over 30 years. Contractors and homeowners choose Hydraway for our ease of installation and unmatched performance.



WHY CHOOSE HYDRAWAY?



STRENGTH

Industry's highest compressive strength



IN-FLOW RATE

Industry's highest in-flow rate



LONG LIFE

Dependable, long-life performance



70% FASTER

Removes water 70% faster than traditional methods of drainage



0% FAIL

No known product failures



LABOR SAVINGS

Ease of installation means lower total installed cost




NO BUILDUP

Relieves hydrostatic pressure buildup



RESISTANT

Chemically resistant to most naturally occurring soil conditions



BASEMENT WATERPROOFING SOLUTIONS

With basements increasingly used as finished living and recreational spaces, keeping them dry is of paramount importance. Moisture problems in basements can lead to structural damage and health problems. Hydraway products make basement water problems a thing of the past.

HydraPanel system

This system uses a bridging material that floats on top of the footing. Wicking water away from the foundation's weakest point (where the footing, wall, and floor meet), it routes any water into a double row of 6-inch Hydraway that is trenched into the soil and inserted vertically along the footing. From there, it channels water to a sump pump and away from the home.



HydraChannel system

This system lies on top the footing and captures the water entering the basement through the cold joint or cracks in the walls. It channels any water into a double row of 6-inch Hydraway that is trenched into the soil and inserted vertically along the footing. From there, it channels water to a sump pump and away from the home.



HydraTrack system

This is an on-footer drain channel system for interior basement waterproofing. Its rear angle leaves space for non-removable dirt or debris that rests against the wall. The top of the track is sloped downward, which creates a thicker concrete floor that better disperses weight and reduces cracking. HydraTrack features a flange that extends up the wall, acting as a built-in diverter. This flange helps direct water down from the weep holes, into the pipe, and away from the foundation.



CRAWLSPACE WATERPROOFING SOLUTIONS

The crawlspaces in your home can pose unique challenges when it comes to repair and maintenance. Crawlspaces often present moisture, mold, mildew, or fungus complications. With Hydraway, there are several options to choose from to transform your crawlspace into a dry, clean area, whether you have finished or unfinished floors.

Hydraway system

This system permits high flow rates for rapid dewatering of the area in the crawlspace. Its design allows the relief of hydrostatic pressure by acting as a shallow underdrain. Hydraway is vertically trenched alongside the foundation wall in double rows. This is the best solution for a dirt crawlspace and does not need to be backfilled if the crawlspace is also encapsulated.


FOR UNFINISHED FLOORS



HydraPanel system

This system is used to remove water from a home's foundation when a finished crawlspace is present. It uses a bridging material that floats on top of the footing. Wicking water away from the foundation's weakest point (where the footing, wall, and floor meet), it routes any water into a double row of 6-inch Hydraway that is trenched into the soil and inserted vertically along the footing. From there, it channels water to a sump pump and away from the home.

FOR FINISHED FLOORS



HydraChannel system

This system lies on top the footing and captures the water entering the crawlspace through the cove joint or cracks in the walls. It channels any water into a double row of 6-inch Hydraway that is trenched into the soil and inserted vertically along the footing. From there, it channels water to a sump pump and away from the home.

FOR FINISHED FLOORS




EXTERIOR DRAINAGE SOLUTIONS

Finding the balance of the right volume of water is essential to maintaining a healthy lawn and lush landscaping. Not enough water will leave things dull and brown, while too much water can lead to an unhealthy lawn, soil erosion, and even structural damage.


HydraPanel system for retaining walls

Retaining walls are beautiful, but can be costly, and they often fail over time due to water accumulation. Hydroway products control subsurface water buildup and minimize hydrostatic water pressure — protecting your investment and keeping your yard beautiful.

The HydraPanel system is laid between the soil and retaining wall to collect the water and route it into the vertically-trenched, double-rowed Hydroway, which then channels the water away from the wall.



Traditional French drain



Hydroway

Hydroway for yard drainage

Hydroway is engineered to allow high water flow rates to quickly channel water away. This style of a yard drainage system used to capture and channel surface and subsurface water is generally known as a French drain. French drains are installed by digging a trench, lining it with filter fabric, filling it with drainage aggregate and placing a perforated pipe within the drain aggregate to direct water flow. While Hydroway is a variation of a French drain, it requires smaller trenches, less labor, and less backfill — which all result in cost savings (and less disruption to your land).



